

Student Satisfaction Survey Report (2021-22)

Google form link was shared with the current academic year students through their Whatsapp groups created by the college for disseminating information and to collect feedbacks. In this Survey 479 students has participated of which 177 were male and 302 were female students. The survey was conducted covering entire students across all streams; commerce, Arts, Science and Self finance courses at UG and PG level.

The question was asked based on Teaching-learning aspect and its related variables, where questions asked on, how much percentage of Syllabus Completed? Maximum students recorded their response as 70-84 % syllabus usually covered. Maximum students recorded that, Teachers are well-prepared for the class and always effectively able to communicate with the students.

309 students say teachers always help students with reading materials and learning aids. 183 students say Teacher's approach to teaching is very good. There is always fairness followed in internal evaluation process as per 274 students. 210 Students responded institutional promote field visit, seminar, workshop. Teaching and mentoring in institution facilitate in cognitive, social and economic growth of students as per 199 students.

According to 259 students every time teacher take follow up of assigned task. Majority of students i.e., 293, teachers illustrate through examples and its applications. 244 students are of opinion teachers fully identify strength and encourage by providing right level of challenges. As per majority of respondent i.e. 217, every time teachers able to identify weaknesses and helps students to overcome it. 183 students are agreed that institution involve students to improve quality of teaching and learning. As per 180 respondents, to a great extent institution uses students' centric methods, such as experiential learning, participative learning and problem-solving methodologies for enhancing learning experiences. To a greater extent institution makes efforts to inculcate soft skills and employability skills to make students ready for the world of work, as per 190 students. As per 168, 90 % of teachers use ICT. Overall quality of teaching in institution is excellent as per 174 respondents.

It is concluded that majority of respondent are in agreement or in positive side of questions asked.

Vidyavardhini's
A.V. College of Arts, K.M. College of Commerce and E.S.A
College of Science, Vasai Road (W), Dist- Palghar
Pin - 401 202.

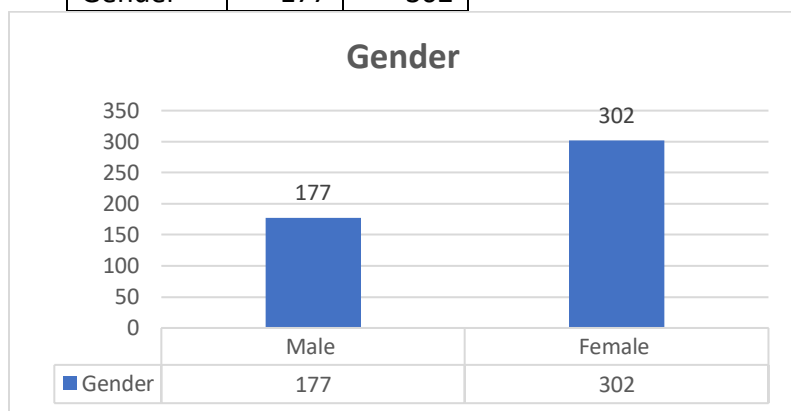
(2021-22)

Analysis and Interpretation of Student Satisfaction Survey

A. Close ended Question

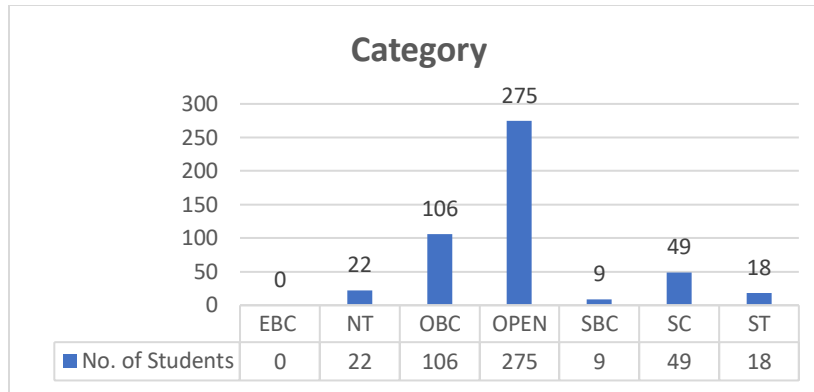
1 Gender

	Male	Female
Gender	177	302



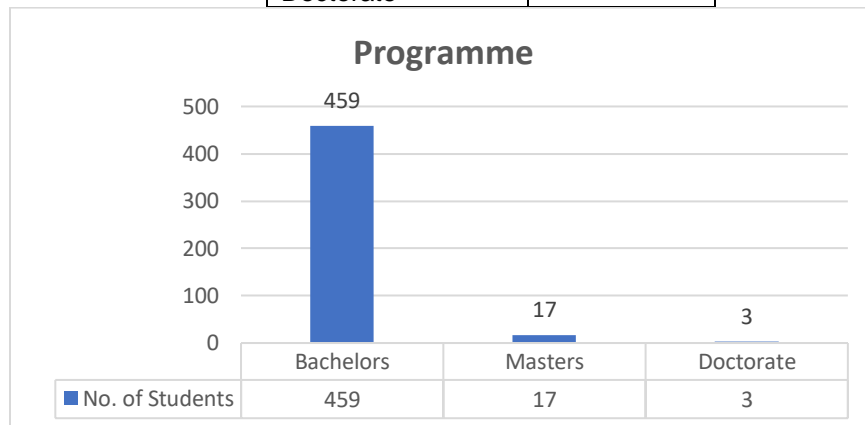
2 Category of the Student

Category	No. of Students
EBC	0
NT	22
OBC	106
OPEN	275
SBC	9
SC	49
ST	18



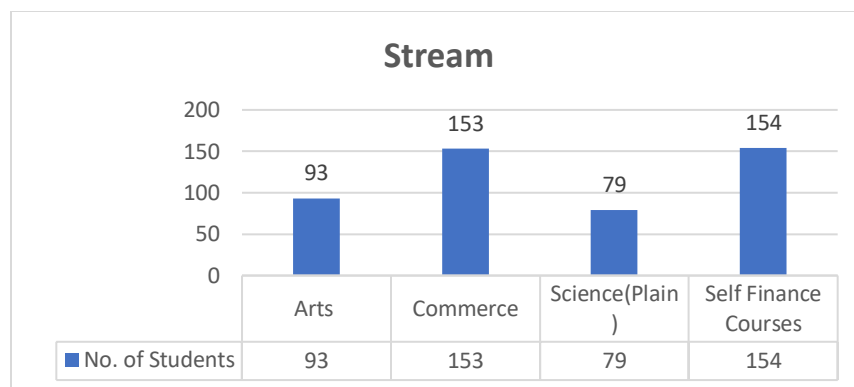
3. Programme Pursuing by respondent students

Programme	No. of Students
Bachelors	459
Masters	17
Doctorate	3



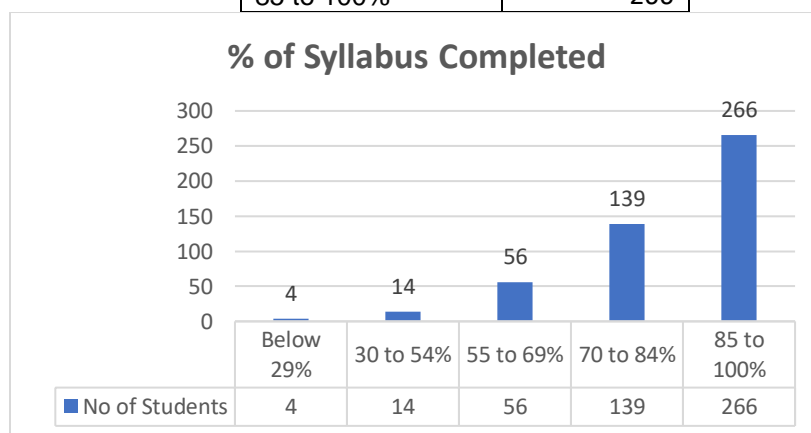
4. Stream of respondent

Stream	No. of Students
Arts	93
Commerce	153
Science	79
Self Finance Courses	154



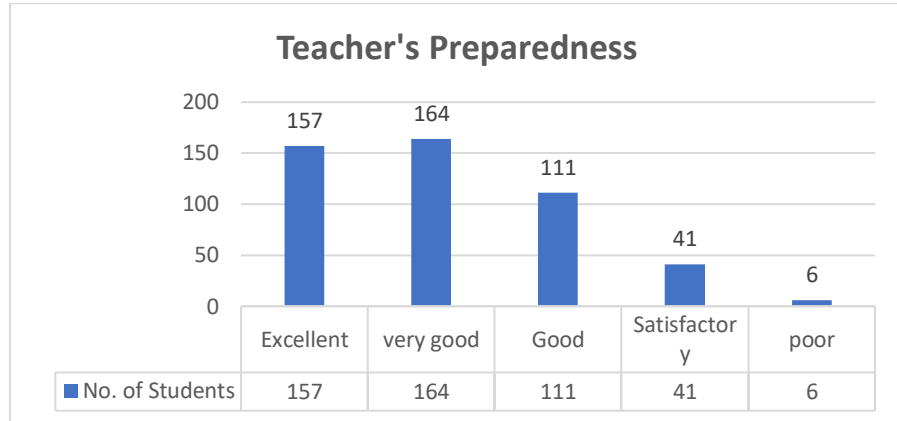
5. Percentage of syllabus covered

% of Syllabus Completed	No of Students
Below 29%	4
30 to 54%	14
55 to 69%	56
70 to 84%	139
85 to 100%	266



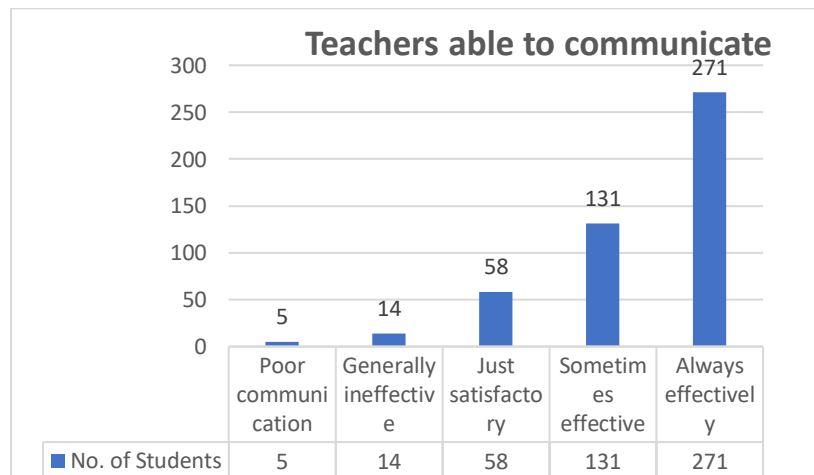
6. Teacher's preparedness for the class

Teacher's Preparedness	No. of Students
Excellent	157
very good	164
Good	111
Satisfactory	41
poor	6



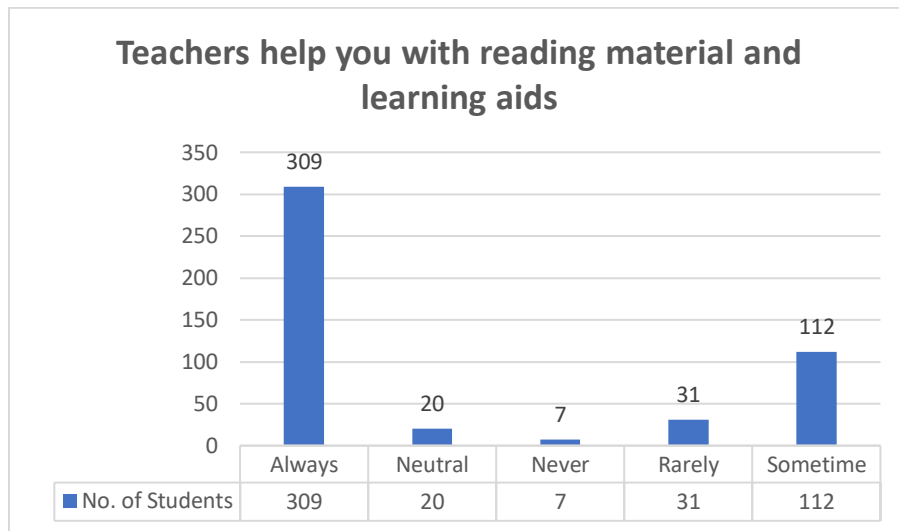
7.How well teachers able to communicate?

Teachers able to communicate	No. of Students
Poor communication	5
Generally ineffective	14
Just satisfactory	58
Sometimes effective	131
Always effectively	271



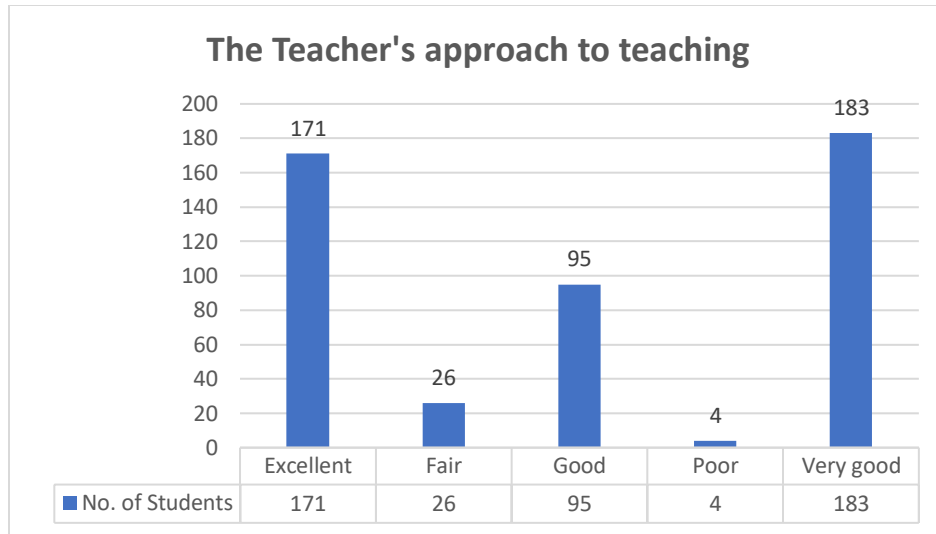
8. Did teachers help with reading materials?

Teachers help you with reading material and learning aids	No. of Students
Always	309
Neutral	20
Never	7
Rarely	31
Sometime	112



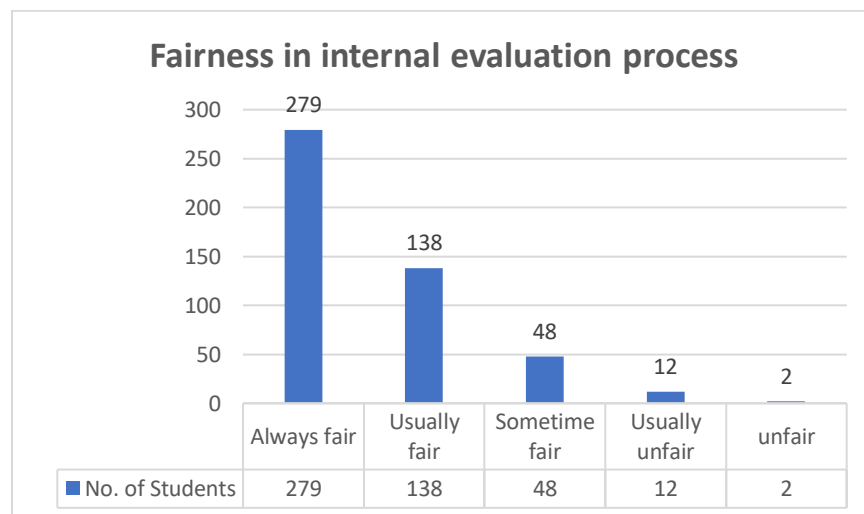
9. Teachers approach towards teaching can be best described as

The Teacher's approach to teaching	No. of Students
Excellent	171
Fair	26
Good	95
Poor	4
Very good	183



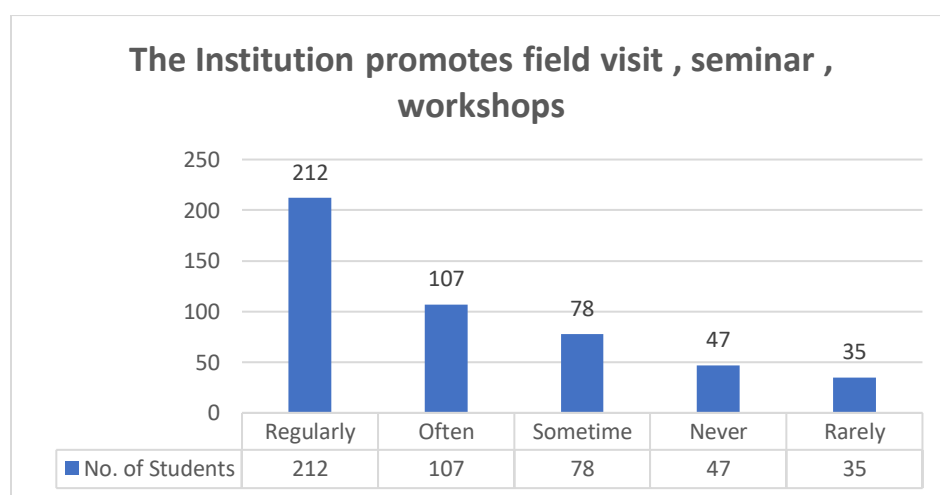
10.Fairness in Internal evaluation Process by teachers

Fairness in internal evaluation process	No. of Students
Always fair	279
Usually fair	138
Sometime fair	48
Usually unfair	12
unfair	2



11. Institution takes initiative for field visit, Seminar, Workshops for students

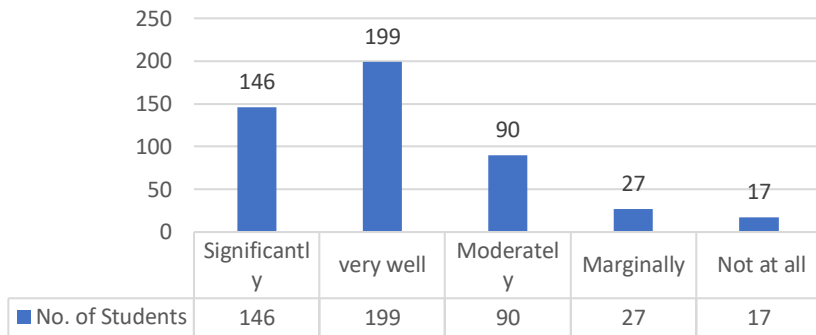
The Institution promotes field visit , seminar , workshops	No. of Students
Regularly	212
Often	107
Sometime	78
Never	47
Rarely	35



12. Teaching and Mentoring process in Institution facilitates Cognitive , Social and Economic Growth

Teaching and Mentoring process in Institution facilitates Cognitive , Social and Economic Growth	No. of Students
Significantly	146
very well	199
Moderately	90
Marginally	27
Not at all	17

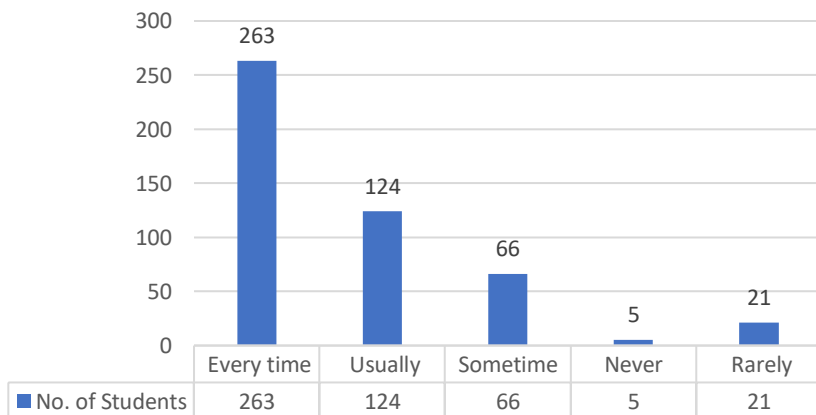
Teaching and Mentoring process in Institution facilitates Cognitive , Social and Economic Growth



13. Teachers take follow up of assigned task

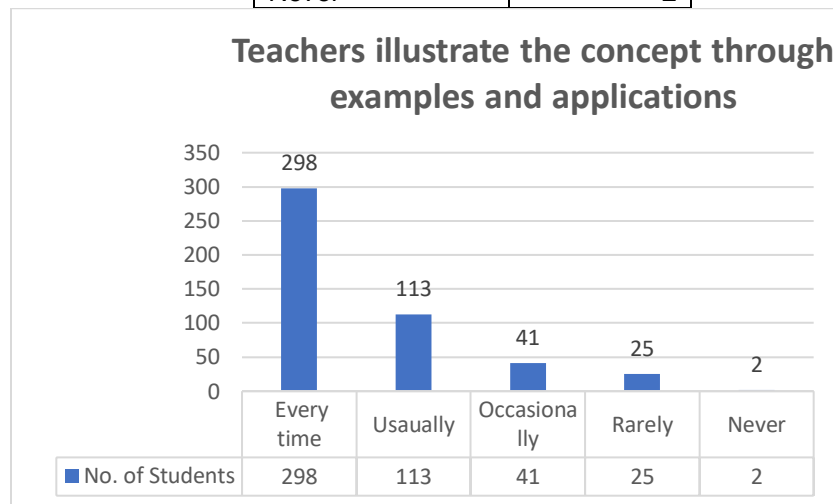
Teachers take follow up of assigned task	No. of Students
Every time	263
Usually	124
Sometime	66
Never	5
Rarely	21

Teachers take follow up of assigned task



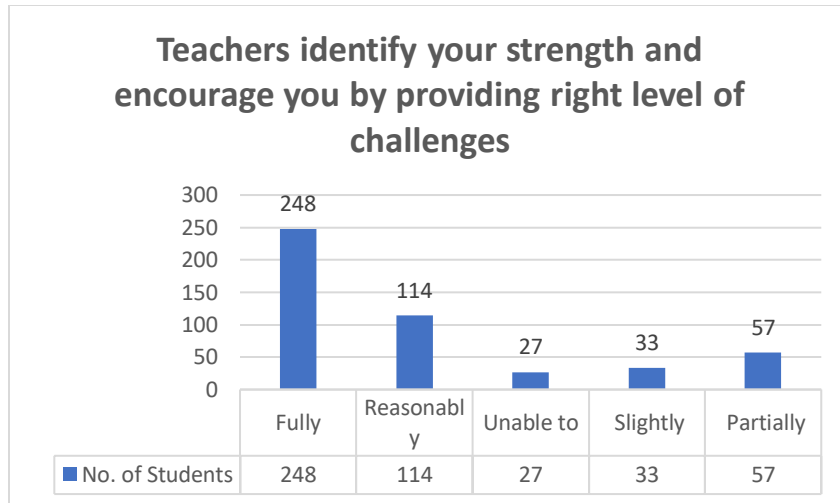
14. Teachers illustrate the concept through examples and applications

Teachers illustrate the concept through examples and applications	No. of Students
Every time	298
Usaually	113
Occasionally	41
Rarely	25
Never	2



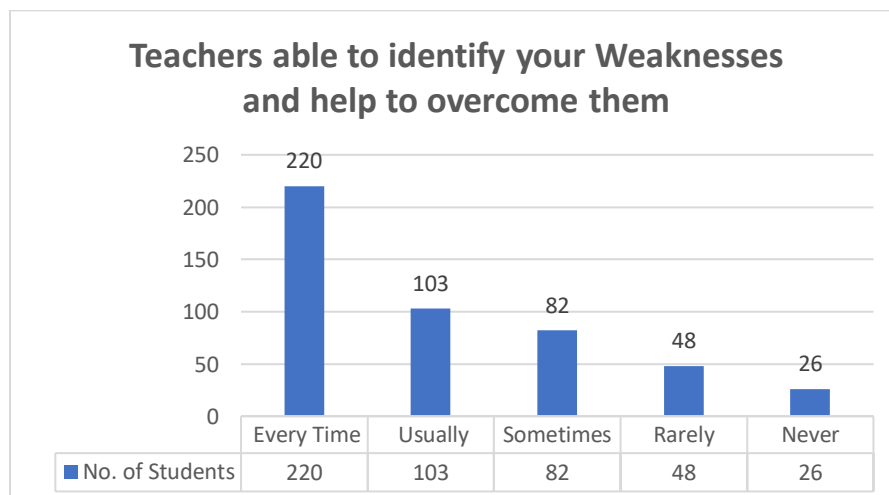
15. Teachers identify your strength and encourage you by providing right level of challenges

Teachers identify your strength and encourage you by providing right level of challenges	No. of Students
Fully	248
Reasonably	114
Unable to	27
Slightly	33
Partially	57



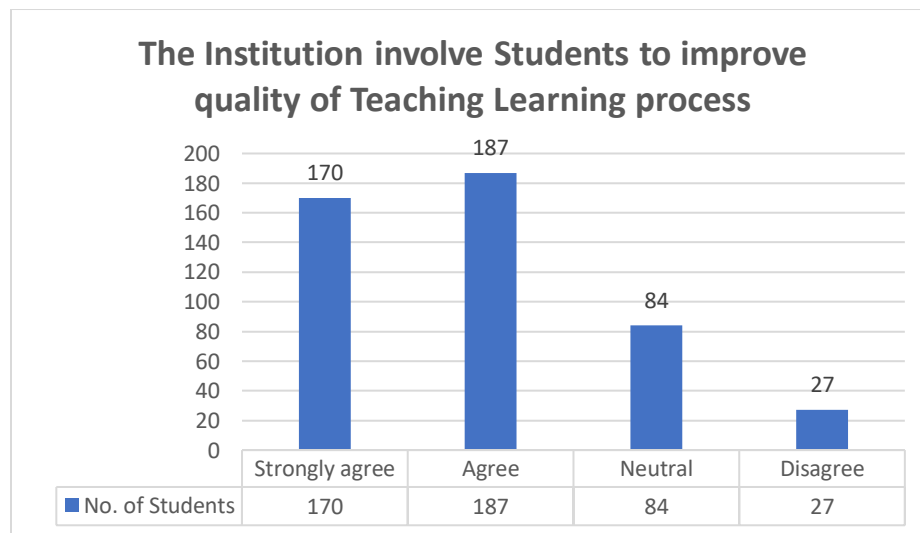
16. Teachers able to identify your Weaknesses and help to overcome it

Teachers able to identify your Weaknesses and help to overcome them	No. of Students
Every Time	220
Usually	103
Sometimes	82
Rarely	48
Never	26



17. The Institution involve Students participation to improve quality of Teaching- Learning process

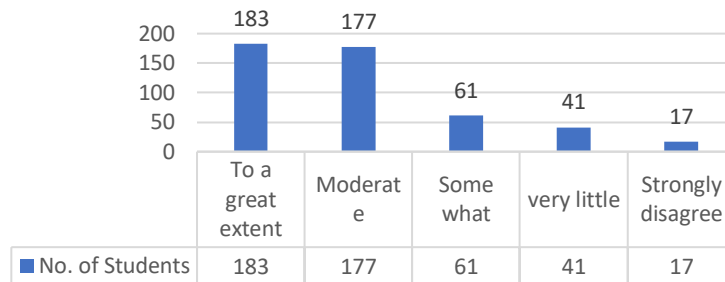
The Institution involve Students to improve quality of Teaching Learning process	No. of Students
Strongly agree	170
Agree	187
Neutral	84
Disagree	27
Strongly disagree	11



18. The Institution uses student centric methods like experiential learning, participative learning and problem-solving methodologies

The Institution uses student centric methods like experiential learning, participative learning and problem-solving methodologies	No. of Students
To a great extent	183
Moderate	177
Some what	61
very little	41
Strongly disagree	17

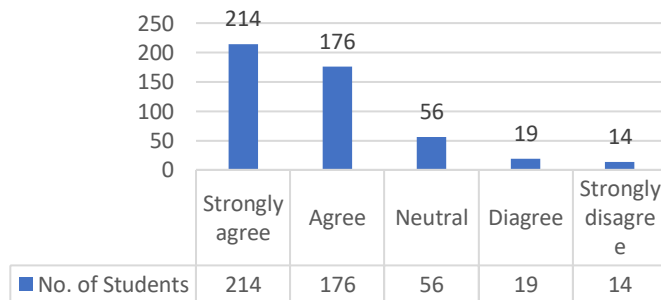
The Institution uses student centric methods like experiential learning, participative learning and problem solving methodologies



19. Teachers encourages to participate in extracurricular activities

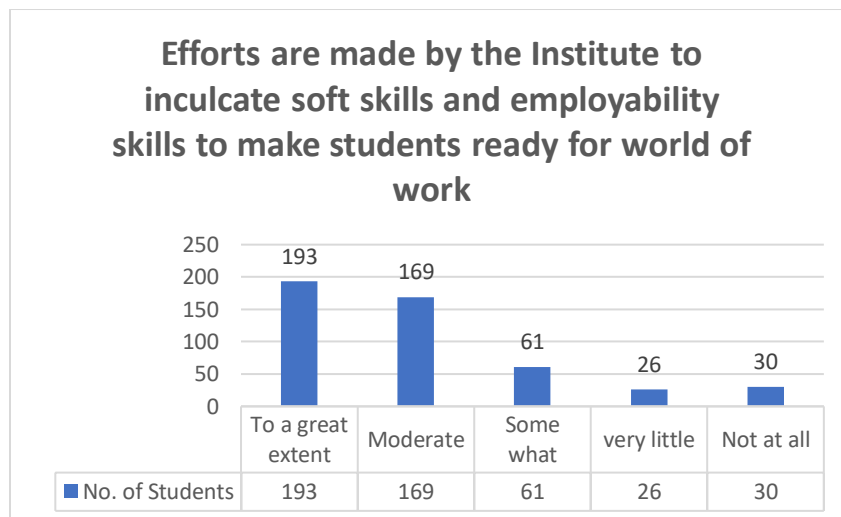
Teachers encourage to participate in extracurricular activities	No. of Students
Strongly agree	214
Agree	176
Neutral	56
Diagree	19
Strongly disagree	14

Teachers encourage to participate in extracurricular activities



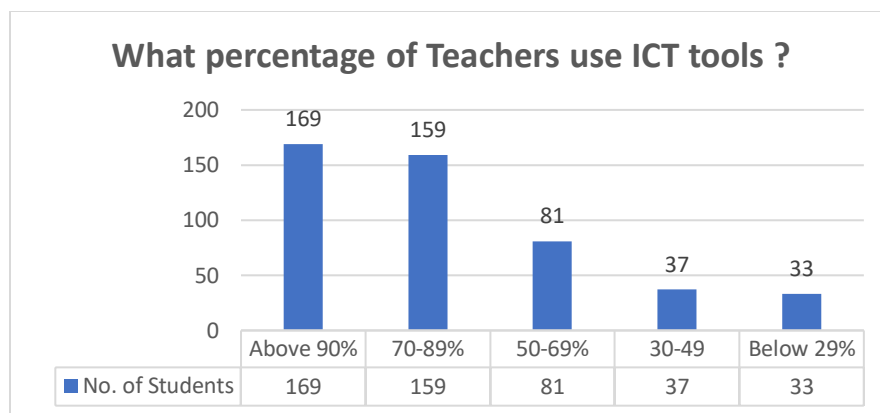
20. Efforts are made by the Institute to inculcate soft skills and employability skills to make students ready for world of work

Efforts are made by the Institute to inculcate soft skills and employability skills to make students ready for world of work	No. of Students
To a great extent	193
Moderate	169
Some what	61
very little	26
Not at all	30



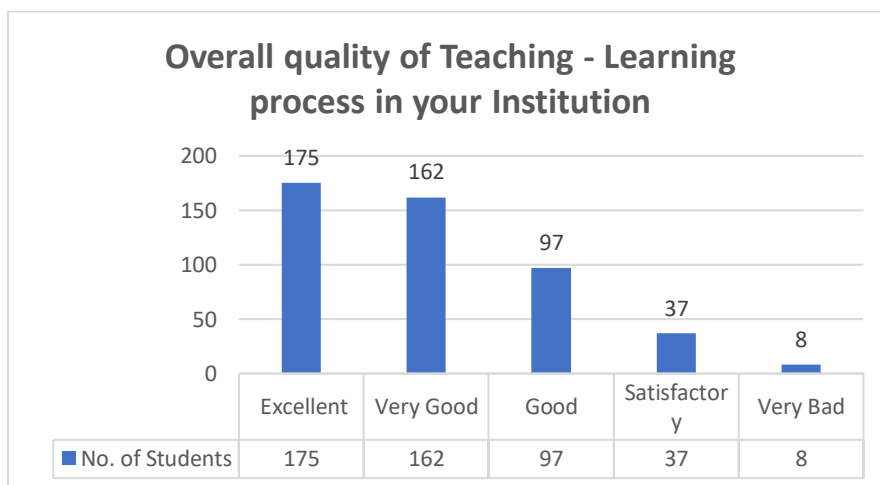
21. What percentage of Teachers uses ICT tools?

What percentage of Teachers use ICT tools?	No. of Students
Above 90%	169
70-89%	159
50-69%	81
30-49	37
Below 29%	33



22. Overall quality of Teaching - Learning process in your Institution

Overall quality of Teaching - Learning process in your Institution	No. of Students
Excellent	175
Very Good	162
Good	97
Satisfactory	37
Very Bad	8



B. Open-ended Question

23. Give Observation/ Suggestion to improve the overall Teaching -learning process in your Institution

- Adequate lectures should be allotted for each paper. Due to holidays in between, reduces no. of lectures and thus leads to completion of syllabus in hurried manner and sometime may lead to confusion among students. Teachers are expected to take timely revision specifically of Derivations. Teachers are expected to be multilingual at a times. Teachers should encourage students for extra activities, apart from curriculum, non-teaching staff equally plays important role in encouraging students. Most of students accepts Teachers are best in their college and are best source of updated knowledge. Teachers go out of the way to help students not only academically but also through various ways. Students have suggested to improve learning material in the college for their learning aid. Teachers should try to converse with students to know their area of difficulties. Maximum teachers are helpful and try to solves students' difficulties. Students are with opinion, to give sufficient time for the preparation of exams. Under experiential learning students suggest to encourage field visit, Internship hands on training and relevant aid kit. Students have suggested for installation od digital board to enhance learning experience and will do away with the problem of allergic from chalk dust. Teaching learning should acquaint with ongoing job demand products, rather than mere focusing on old conventional things, that won't serve the purpose. Use of ICT is the need of the hour and it should be used in an optimum manner for disseminating knowledge and information. Non-teaching and Office staff need to increase their cooperate with students and treat students with humanly. Teaching should not be mere focusing on completion of syllabus but should focus on each student's level of understanding. Hygienic condition is the most repetitive issue pointed out by most of the students.

